

A P O L L O

AP Alternative Assets, L.P. Q3 Results Presentation – November 9, 2012

Agenda

- 1. Strategic and Transaction Update**
2. Summary of Q3 2012 Financial Results
3. Investment Overview
4. Valuation Update
5. Term Loan Update

Path to Accelerated Value Delivery for AAA Unitholders

- AAA contributed substantially all of its investments to Athene Holding Ltd (“Athene”)
- As a result, AAA - which will continue to be a passive investment fund – is the majority holder (77% ownership) of a fast-growing financial services business with potential long term upside
- AAA deleveraged its balance sheet by repaying all outstanding indebtedness
- AAA announced a Dutch Tender offer for up to \$100 million of its units at \$15 to \$16 per unit to open November 12, 2012

Athene: Quick Reminder

Business model overview

- Athene is a life insurance holding company focused on underwriting long duration insurance liabilities and matching these liabilities against a high quality asset portfolio
 - Athene is expected to earn the difference between its investment return and the guaranteed rate on its liabilities – whose return on equity (ROE) benefits from embedded leverage of approximately 10x-13x (levels consistent with other highly rated life insurance companies)
 - Athene's reserves have a weighted average life of ~7 years and an average crediting rate of ~3.5-4.0%. As Athene has been able to earn ~6.5% on the assets to-date, it has achieved a high-teens ROE for the spread earned on these assets
 - Athene invests in a diversified portfolio of high quality assets with a focus on liquid fixed income investments generating current income. Of the rated assets in Athene Holding's consolidated portfolio, approximately 97% are rated NAIC 1 and 2⁽¹⁾
 - Apollo, through its subsidiary Athene Asset Management LLC, manages Athene's investment portfolio
- Jim Belardi (current CEO of Athene and former President of SunAmerica Life Insurance Company and Executive Vice President and Chief Investment Officer of AIG Retirement Services, Inc) founded Athene in July 2009 to attempt to capitalize on favorable market conditions in the dislocated annuity insurance sector
- Demographics point to a long-term opportunity, driven by increased need for tax-efficient savings vehicles to support aging baby-boomers

Financials

- Pro forma for this transaction, Athene has over \$11 billion of assets under management and over \$1.5 billion of capital⁽²⁾
- H1 2012 GAAP earnings of \$92 million, which implies an annualized GAAP return on equity (ROE) of 25%

Note: Past performance is not indicative nor a guarantee of future returns.

(1) The ratings are from the National Association of Insurance Commissioners (NAIC). A rating of 1 or 2 indicates the highest quality, 3 to 5 represents lower quality, and 6 represents in or near default

(2) Estimated as of September 30, 2012, and pro forma for the transaction.

Transaction Details

- In exchange for substantially all of its investments (other than its existing investment in Athene), AAA received:
 1. \$641 million in approximately 48.3 million non-voting Class A Common Shares of Athene⁽¹⁾
 2. ~\$83 million in cash, and
 3. ~\$115 million short term promissory note
 - Payable upon demand by AAA, or prepayable by Athene at its option at any time, both without penalty
 - AAA expects to demand repayment of the promissory note in connection with the up to \$100 million Dutch Tender

- AAA will receive sufficient cash to (i) repay its indebtedness, and (ii) complete the tender, and will use the remaining cash received for future operating expenses and general cash management purposes
 - Sources of \$445 million:
 - (i) \$247 million of existing cash
 - (ii) ~\$83 million of cash received from Athene
 - (iii) ~\$115 million of cash available under the promissory note
 - Uses
 - (i) \$100 million Dutch Tender
 - (ii) \$305 million repayment of existing indebtedness
 - (iii) Remaining liquidity (\$40 million) used for future operating expenses and general cash management purposes

- AAA unitholders stand to recapture the majority of any discount on the contributed assets through their 77% ownership of Athene

(1) The shares of Athene issued to AAA in the transaction are valued at \$13.46 per share, which equals AAA's carrying value as of August 31, 2012 (other than approximately 3.8 million of the shares issued to AAA which were purchased at \$11.16 per share pursuant to a pre-existing capital commitment obligation of AAA). 4

Transaction Details (cont.)

(\$ in millions)

Before the Transaction		After Asset Contribution ⁽¹⁾		After BuyBack and Debt Paydown ⁽²⁾	
Cash	\$247	Cash	\$330	Cash	\$25
		Promissory Note	115	Promissory Note	15
Debt	(\$305)	Debt	(\$305)	Debt	\$0
NAV of Private Equity assets	\$836	} <i>Contribution to Athene @ 77.5% of NAV</i>			
NAV of Capital Markets assets	242				
NAV of Opportunistic assets	4				
NAV of Athene (59% owned by AAA)	\$458	NAV of Athene (77% owned by AAA)	\$1,122	NAV of Athene (77% owned by AAA)	\$1,122

Note: current Athene valuation shown is as of latest disclosure (June 30, 2012). Athene share issuance valuation is as of August 31, 2012, and is reflected in pro-forma \$1,122 million of Athene value.

(1) Asset Contribution step assumes that: (i) cash increases by \$82.9 million, and (ii) Athene value represents AAA's pro-forma ownership of Athene post-contribution.

(2) Buyback and Debt Paydown step assumes that: (i) \$305 million of cash is used to fully repay existing indebtedness, and (ii) \$100 million of Promissory Note is used to fund \$100 million tender offer.

AAA unitholders will capture the majority of the Athene value creation generated by this transaction through majority-ownership of the business

Illustrative Value Creation

(\$ in millions, except per unit metrics)

Purchased AAA assets valued at current carrying value (book value) within Athene (*Value view*)

Today			PF for Asset Purchase			PF for Asset Purchase and \$100m Buyback	
Athene value (AAA)	\$458	Asset Purchase	Athene value (AAA)	\$1,311	\$100m buyback	NAV	\$1,311
Other net assets (AAA)	\$1,005		Net cash	\$100		Units	73.763
NAV	\$1,463		NAV	\$1,411		NAV per unit (current BV)	\$17.77
Units	80.215		Units	80.215		NAV per unit (1.25x BV)	\$20.57
NAV per unit	\$18.24		NAV per unit (current BV)	\$17.59			
			NAV per unit (1.25x BV)	\$20.16			

Purchased AAA assets valued at purchase price within Athene (*Accounting view*)

Today			PF for Asset Purchase			PF for Asset Purchase and \$100m Buyback	
Athene value (AAA)	\$458	Asset Purchase	Athene value (AAA)	\$1,122	\$100m buyback	NAV	\$1,122
Other net assets (AAA)	\$1,005		Net cash	\$100		Units	73.763
NAV	\$1,463		NAV	\$1,222		NAV per unit (current BV)	\$15.22
Units	80.215		Units	80.215		NAV per unit (1.25x BV)	\$17.61
NAV per unit	\$18.24		NAV per unit (current BV)	\$15.24			
			NAV per unit (1.25x BV)	\$17.44			

Accounting view is illustrative and is before considering the effect of any revaluation of Athene, which now holds substantial assets acquired at a discount

Transaction Rationale for Athene

- Provides access to substantial capital-base to fund acquisition opportunities in the near- to medium-term
- Post deployment of this capital, Athene is “scaled” and large enough to be considered an IPO candidate by the public markets
- “Unlocks” value of Athene outside of AAA framework
 - AAA assets can generate incremental earnings that could support the possibility of Athene multiple to book value of greater than 1.0x
- Athene is anticipated to trade at an attractive premium to book value once publicly-traded and seasoned⁽¹⁾
- Provides Athene with an attractive alternative assets portfolio

(1) There can be no assurance that an IPO of Athene will be achieved and if achieved that Athene will trade at a premium to book value.

The Process

- AAA's board of directors had requested a review of strategic alternatives for AAA
 - After careful review of the strategic alternatives available, AAA's management presented the proposed transaction to the board of directors

- The board of directors established a special committee of independent directors to analyze and review the transaction and to provide advice and recommendations to the board

- The special committee retained Perella Weinberg Partners as independent financial adviser, Herbert Smith Freehills LLP with respect to English law and Ogier with respect to Guernsey law as independent legal counsel to assist in its review of the transaction
 - After completing its review, the special committee recommended that the board approve the transaction

- Following receipt of the views of the special committee and careful consideration of the proposed transaction, AAA's board of directors unanimously voted in favor of the transaction, having agreed it was in the best interests of AAA and unitholders as a whole

The Tender

- In connection with the transaction, AAA announced that it will use up to \$100 million of the cash proceeds of the transaction and / or existing cash to conduct a cash tender offer
 - AAA will repurchase shares at prices between \$15.00 and \$16.00 per unit
 - Tender offer will launch on November 12, 2012

- The tender offer is intended to provide liquidity for certain AAA unitholders who elect to participate and is expected to be accretive to AAA
 - Apollo has agreed that it, its subsidiaries, and the members of its Executive Committee will not participate in the tender offer with respect to their AAA units
 - Likewise, a significant unitholder of AAA has also agreed that it and its affiliates will not participate in the Cash Tender Offer

- Eligible unitholders and restricted depositary unitholders will be able to apply to tender none, any or all of their units in the tender offer (subject to regulatory / tax restrictions)
 - All AAA units will be repurchased at the same price, which will be the lowest price level at which up to \$100 million of units can be repurchased

- Full details on the tender offer will be provided in an offering document that will be available on AAA's website (www.apolloalternativeassets.com) at the time of launch of tender offer

Other Transaction Details

Fees Payable to Apollo

- Following the transaction, Apollo will manage partnerships containing the assets contributed by AAA to Athene on substantially the same terms with respect to management fees and carried interest as the existing agreements between AAA and Apollo
 - Apollo has agreed that AAA's cost basis (rather than Athene's cost basis) will be used to determine the payment of any carried interest, such that Apollo will not benefit from a carry perspective in relation to the 22.5% discount applied to the net asset value of the contributed assets

- In addition, there will be no management fees payable by AAA with respect to the Athene shares that are newly acquired by AAA in the transaction (i.e. the shares in excess of the Athene shares that AAA currently owns or has committed to purchase)
 - Likewise, Apollo will not receive any carried interest in respect of the newly acquired shares

- Apollo will continue to charge the same management fee on AAA's existing investment in Athene, except that Apollo has agreed that AAA's obligation to pay the existing management fee will terminate on December 31, 2014 (other than the unwind fee described below)
 - If the Athene shares held by AAA are sold for cash at any time, then Apollo will receive the economics it would otherwise be entitled to under the existing terms of its agreement with AAA

 - If the Athene shares held by AAA are distributed to the AAA unitholders at any time (i.e. in a share tender offer or otherwise), the value of AAA's investment in Athene would crystallize prematurely, potentially resulting in a material reduction in the future management fees and carried interest paid by AAA to Apollo
 - In exchange for forgoing these potential future payments of management fees and carried interest on the Athene shares held by AAA, Apollo has agreed to receive a formulaic unwind of its management fee up to a cap of \$30 million if the realization event commences in 2013, \$25 million if the realization event commences in 2014, \$20 million if the realization event commences in 2015 and zero if the realization event commences in 2016 or thereafter
 - All such management fees and any carried interest payable to Apollo will be payable in Athene shares valued at the then fair market value

 - As an alternative to incurring the unwind fee and carried interest at a liquidity event as described above, at the time of a realization event, AAA's unitholders will have the ability to elect to keep their Athene shares in AAA (or, at Apollo's option, a new vehicle managed by Apollo)
 - At such time, AAA unitholders electing this option will be subject to additional liquidity restrictions and the obligation to pay carried interest on the growth in value on such shares; however, they will benefit from an 8% hurdle rate in the carried interest calculation and the ability to recover certain management fees on the Athene investment through the mechanics of the carried interest calculation, and by Apollo forgoing a commensurate percentage of the unwind fee described above
 - However, if AAA unitholders were to elect this option for fewer than 25% in the aggregate of the Athene shares available for tender, it would not be implemented and instead the entire unwind fee and all carried interest would be realized at the time of such liquidity event

Other Transaction Details (continued)

Future Liquidity

- In order to provide future liquidity options for AAA unitholders, the limited partnership agreement of AAA was amended to require AAA to exercise its right to cause Athene to consummate an initial public offering of its common shares by November 30, 2015
- In addition, if there has not been a liquidity event at AAA prior to an initial public offering of Athene, AAA will commit to make a tender offer to all AAA unitholders to purchase all of its outstanding AAA units and pay the consideration for such repurchase with shares of Athene (a “Share Tender Offer”)
 - The Share Tender Offer would occur no later than immediately following the end of any lock-up agreement that AAA or any of its subsidiaries enters into in connection with any such initial public offering of Athene
 - In connection with the Share Tender Offer, AAA’s unitholders will be entitled to receive, in the aggregate (assuming all AAA units are tendered), a number of shares of Athene equal to the number of shares of Athene held by AAA at the time of the announcement of the Share Tender Offer less a number of shares of Athene with sufficient value to enable AAA to satisfy all of its remaining net liabilities and obligations

Timing

- The transaction closed on October 31, 2012. However, as part of the Transaction, the transfer of certain of AAA’s investments (which investments have a value in the Transaction of approximately \$20 million) to Athene will be delayed pending the receipt of required regulatory consents, and the appropriate portion of the consideration to be paid to AAA in Athene shares will not be paid by Athene until the time of such transfer

Changes to AAA’s Investment Policies and Procedures

- The diversification requirements within AAA’s Investment Policies and Procedures were removed (having received the requisite approval of AAA’s independent directors to do so) so that AAA can have Athene as its only investment

Agenda

1. Strategic and Transaction Update

2. Summary of Q3 2012 Financial Results

3. Investment Overview

4. Valuation Update

5. Term Loan Update

AP Alternative Assets, L.P. – Q3 2012 Highlights

NAV per unit at September 30, 2012 was \$19.10, up from \$18.88 at June 30, 2012

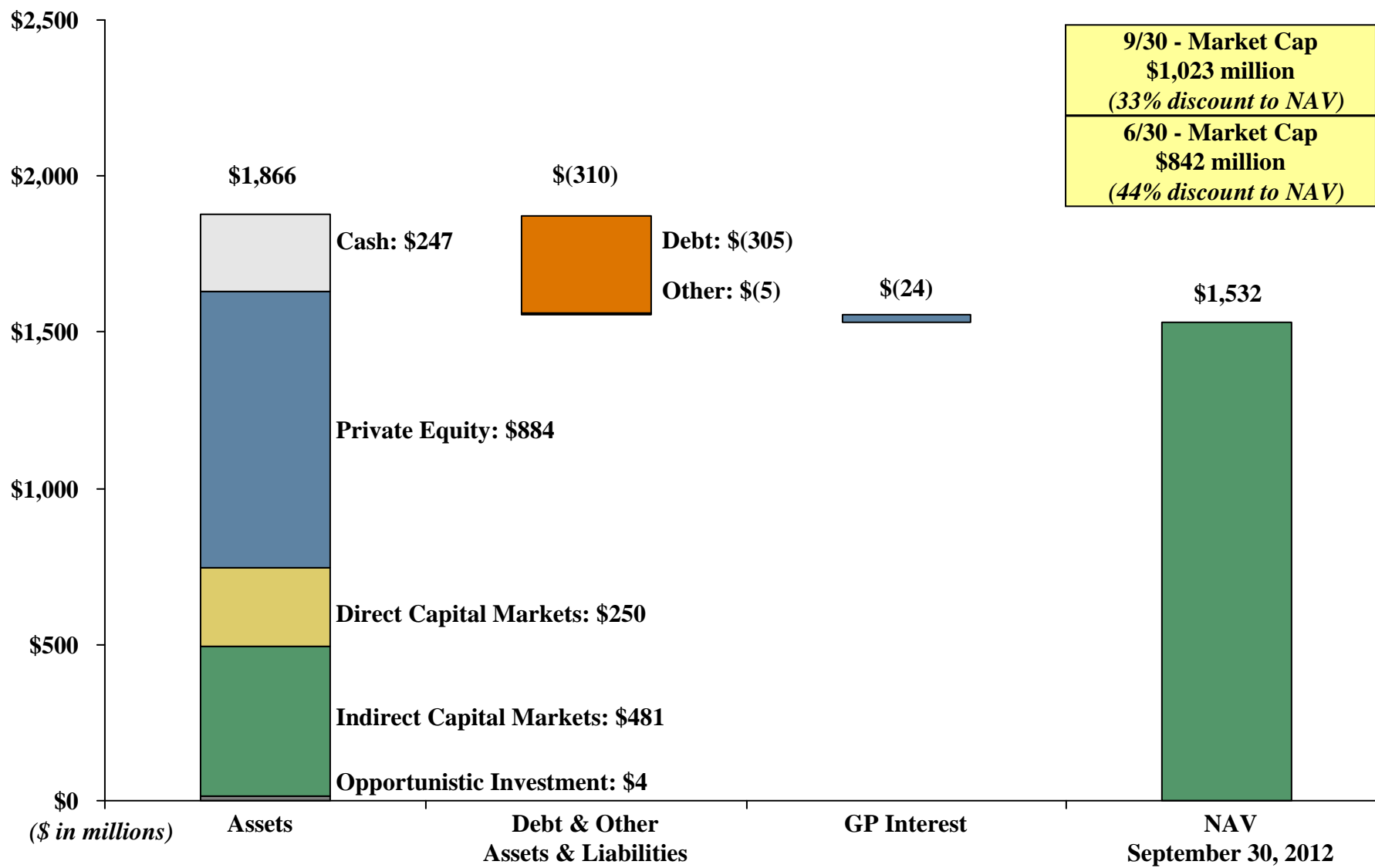
The Investment Partnership sold a portion of its interest in Lyondell Basell Industries resulting in \$70.5 million of gross proceeds

Apollo Investment Europe sold its final investment in July 2012 and expects to make remaining distributions once all trades have settled (September 30 NAV ~\$2.9 million)

The Investment Partnership had \$247.5 million of cash and cash equivalents at September 30, 2012

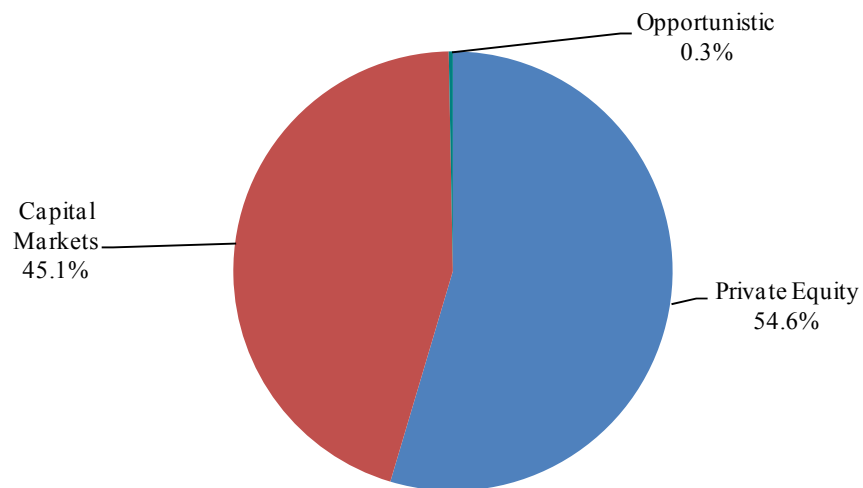
The Investment Partnership prepaid \$55 million of the senior secured term loan during Q3 as the result of certain asset sales and investment realizations reducing loan balance to \$305 million

Net Asset Value as of September 30, 2012

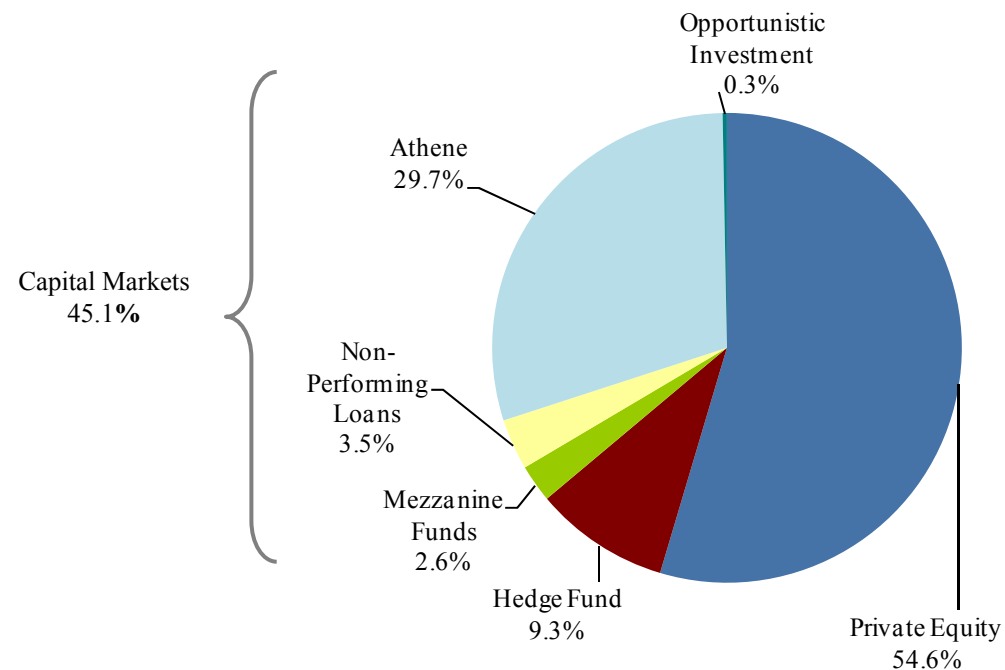


AAA Portfolio Summary

Portfolio Summary (As of Sept. 30, 2012)⁽¹⁾



Cap. Markets Detail (As of Sept. 30, 2012)⁽¹⁾



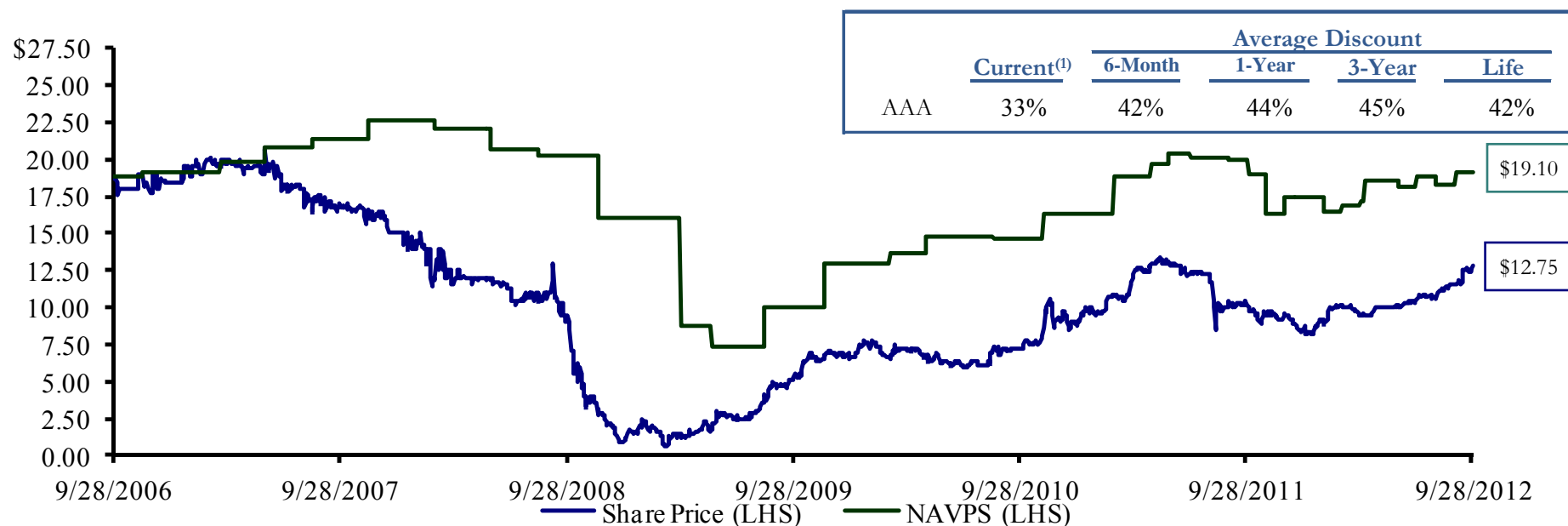
	Private Equity	Opportunistic	Athene (Capital Markets Indirect)	Capital Markets (Direct)
September 30, 2012	54.6%	0.3%	29.7%	15.4%

(1) Capital markets includes direct investments in capital markets funds and indirect investments via Athene.

AAA: Share Price History

AAA currently⁽¹⁾ trades at \$12.75 or 0.67x P / NAV

- While AAA has traded at a discount to NAV since mid-2007, its unit price movements generally track NAV
- We believe that NAV growth should continue to drive AAA unit price higher

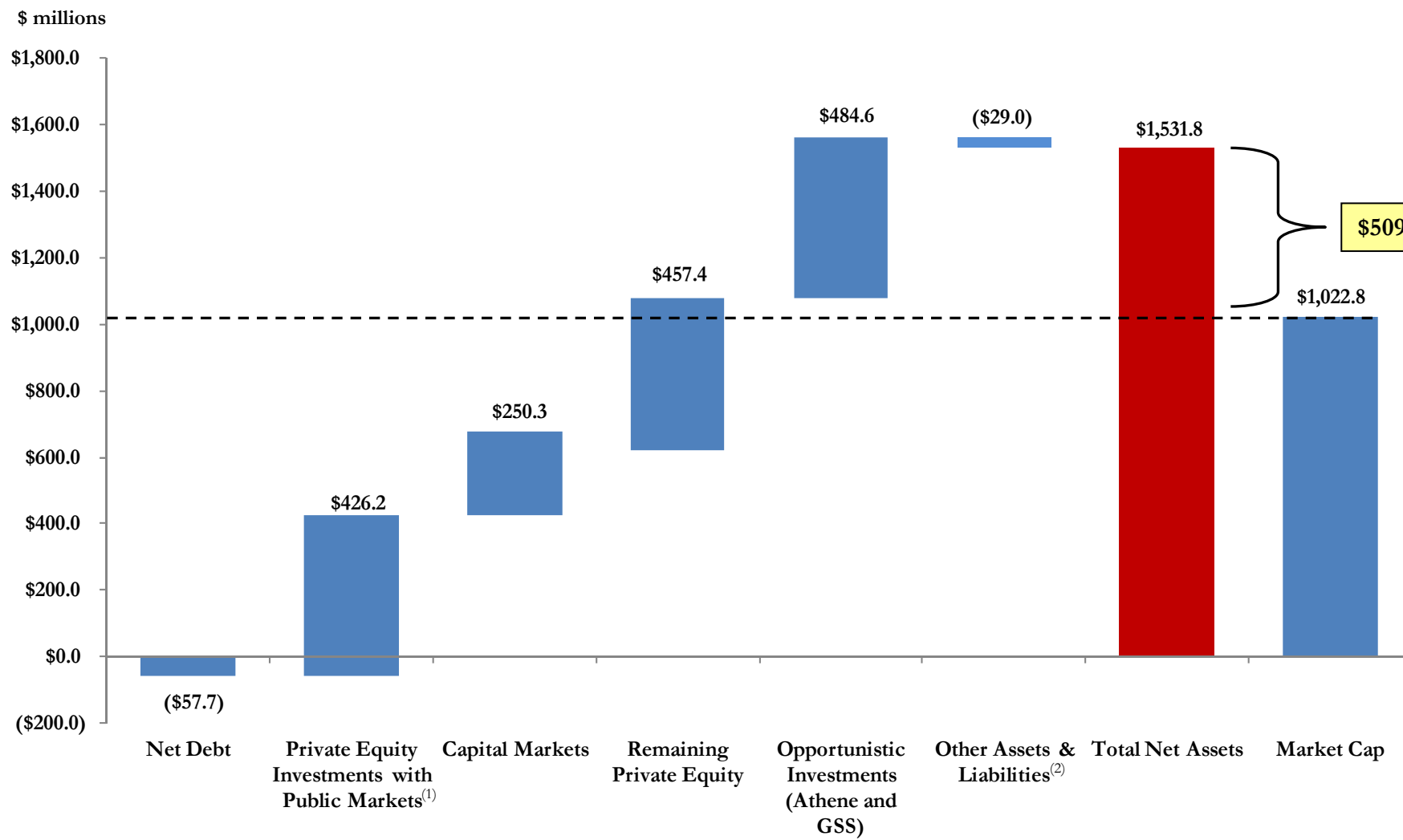


(1) As of September 30, 2012.

Note: Graph reflects daily market price while NAV is only determined on a monthly basis.

Market Price of Units is Significantly Below Investment Values

We believe there is approximately \$509 million of enterprise value (or \$6.35 per unit) that the September 30, 2012 market price did not reflect



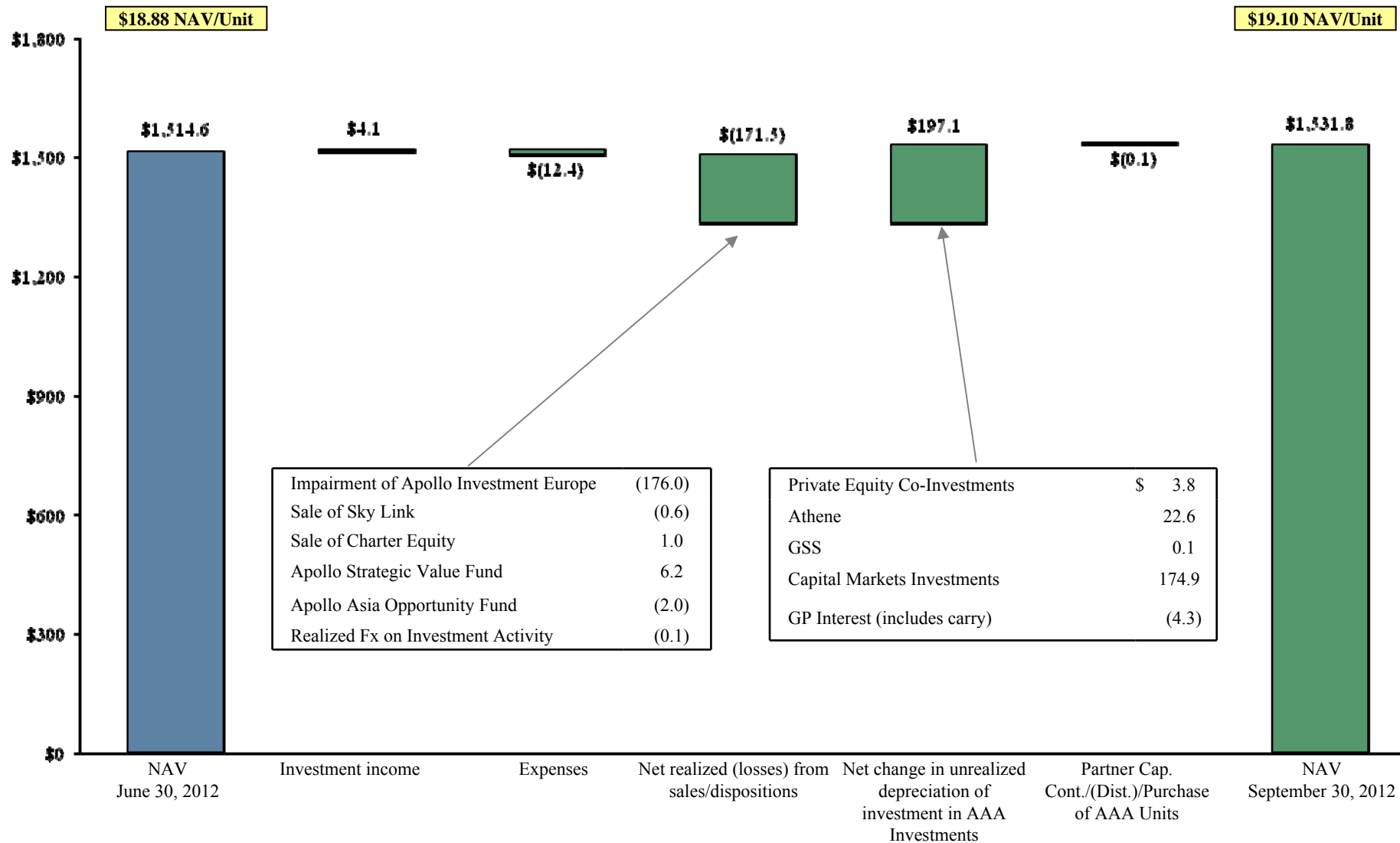
All values shown are as of September 30, 2012

(1) Included in the Private Equity Investments with Public Markets are the fair value of debt investment vehicles which are classified as Level III in the Fair Value Hierarchy.
 (2) Includes GP interest

Q3 2012 NAV Performance

NAV per unit at September 30, 2012 was \$19.10, up from \$18.88 at June 30, 2012

\$ in millions



Note: The past performance of Apollo's funds is intended to be illustrative of Apollo's investing experience and not indicative of future results.

Agenda

1. Strategic and Transaction Update
2. Summary of Q3 2012 Financial Results
- 3. Investment Overview**
4. Valuation Update
5. Term Loan Update

Key Investment Highlights – Q3 2012

Segment	September 30, 2012		June 30, 2012		Q3 Unrealized MTM	Q3 Realized P&L
	Cost	Fair Value	Cost	Fair Value		
Private Equity	\$ 929.6	\$ 883.6	\$ 997.0	\$ 947.1	\$ 3.8	\$ 0.4
Capital Markets	178.7	250.3	375.2	271.9	174.9	(171.9)
Athene	358.2	480.5	358.2	457.9	22.6	-
Other	4.1	4.1	4.1	4.0	0.1	-
	\$ 1,470.6	\$ 1,618.5	\$ 1,734.5	\$ 1,680.9	\$ 201.4	\$ (171.5)

Key Items of Note during the Quarter

- \$70.5mm Leverage Source distribution
- \$10.2mm of distributions from Asia Opportunity Fund
- Recognition of previously recorded loss in Apollo Investment Europe

Key Drivers


















Athene	\$22.6
Consumer and Retail	45.2
Packaging and Materials	20.6
Distribution and Transportation	(39.7)
Chemicals	(6.1)
Debt Investment Vehicles	(5.6)
Other Apollo Capital Market Funds	5.5

Key Upcoming Items Q4

- Asia will continue to make distributions as investments are sold

AAA Portfolio Overview: Private Equity

(\$ in millions)

Portfolio Company	Company Description (Headquarters)	Liquidity Status	Combined Fair Value
1  Caesars Entertainment	<i>Diversified casino entertainment provider (USA)</i>	Publicly-traded	\$426
2  LyondellBasell Industries	<i>Third-largest independent chemical company in the world (Netherlands)</i>	Publicly-traded	
3  Noranda Aluminum	<i>Integrated producer of value-added primary aluminum products (USA)</i>	Publicly-traded	
4  Rexnord	<i>Diversified, multi-platform industrial company (USA)</i>	Publicly-traded	
5  Realogy Corporation	<i>Residential real estate and relocation services provider (USA)</i>	Publicly-traded	
6  Verso Paper	<i>Supplier of coated papers to catalog and magazine publishers (USA)</i>	Publicly-traded	
7  Berry Plastics	<i>Manufacturer of plastic packaging, adhesives and coated products (USA)</i>	Publicly-traded	
8 Quoted Debt		Publicly-traded	
9  Aleris International	<i>Manufacturer of aluminum and other metal alloy products (USA)</i>	S-1 filed	\$170
10  Momentive	<i>Specialty chemicals and materials manufacturer (USA)</i>	S-1 filed	
11  NCL Corporation	<i>Contemporary cruise line operator (USA)</i>	S-1 filed	
12  CEVA Logistics	<i>Provider of various logistics services (Netherlands)</i>	No S-1 on file	\$288
13  Claire's Stores	<i>Specialty accessories and jewelry retailer (USA)</i>	No S-1 on file	
14  Countrywide plc	<i>Residential real estate agency and property services provider (UK)</i>	No S-1 on file	
15  Jacuzzi Brands	<i>Provider of branded home water comfort and therapy products (USA)</i>	No S-1 on file	
16  Prestige Cruise Holdings	<i>Upscale cruise line operator (USA)</i>	No S-1 on file	
17  Smart & Final	<i>Operator of warehouse and wholesale cash-and-carry stores (USA)</i>	No S-1 on file	
18  Sprouts	<i>Specialty food retailer (USA)</i>	No S-1 on file	
TOTAL PRIVATE EQUITY			\$884

(1) Although an S-1 registration statement has been filed with the SEC, no assurance can be given as to whether or when the company's shares will be publicly traded.

AAA Portfolio Overview: Capital Markets

The majority of the direct capital markets investments are in liquidation mode with the expectation to fully monetize on the investment

(\$ in millions)

Fund	Q3 Update	Status	Fair Value September 30, 2012
Apollo Strategic Value Fund	Agreement to sell investment in Broach, will generate proceeds in 2012	Liquidation (100% Memo Accounts)	\$150
Apollo Asia Opportunity Fund	Liquidating the fund; received \$10.2 million of distributions in Q3 '12	Liquidation with final distribution expected in 2013	\$26
Apollo European Principal Finance Fund	Continuing options for secondary sale of remaining commitment	Investment period ends in December 2012	\$56
AP Investment Europe Limited	Continued with orderly liquidation - sold final investment July 2, 2012	Liquidation with final distribution expected Q3/Q4 2012	\$3
Apollo Asia Private Credit Fund	New commitment of \$50 million; started investing in Q2	Began investing in Q2 '12	\$15
Total Capital Markets			\$250

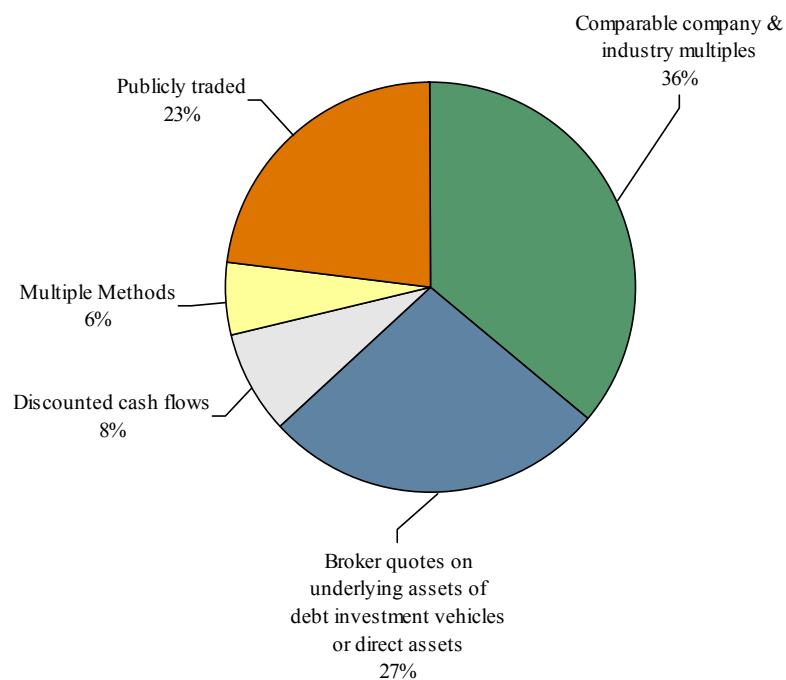
Agenda

1. Strategic and Transaction Update
2. Summary of Q3 2012 Financial Results
3. Investment Overview
- 4. Valuation Update**
5. Term Loan Update

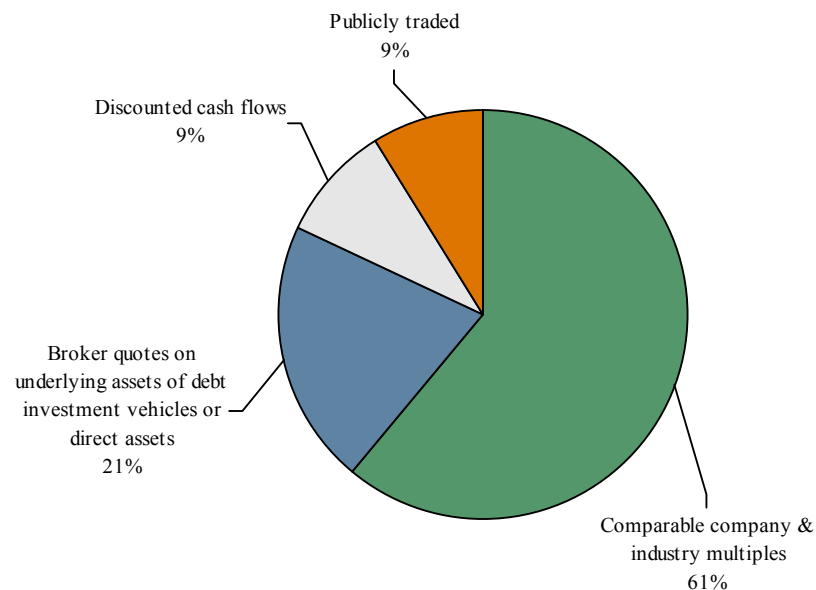
Private Equity Valuation Methodology

➤ At September 30, 2012 and December 31, 2011 AAA's portfolio of private equity co-investments was valued based on the methodologies below

Valuation Methodology at 9/30/2012⁽¹⁾



Valuation Methodology at 12/31/2011⁽²⁾



(1) Based on fair value as of September 30, 2012.

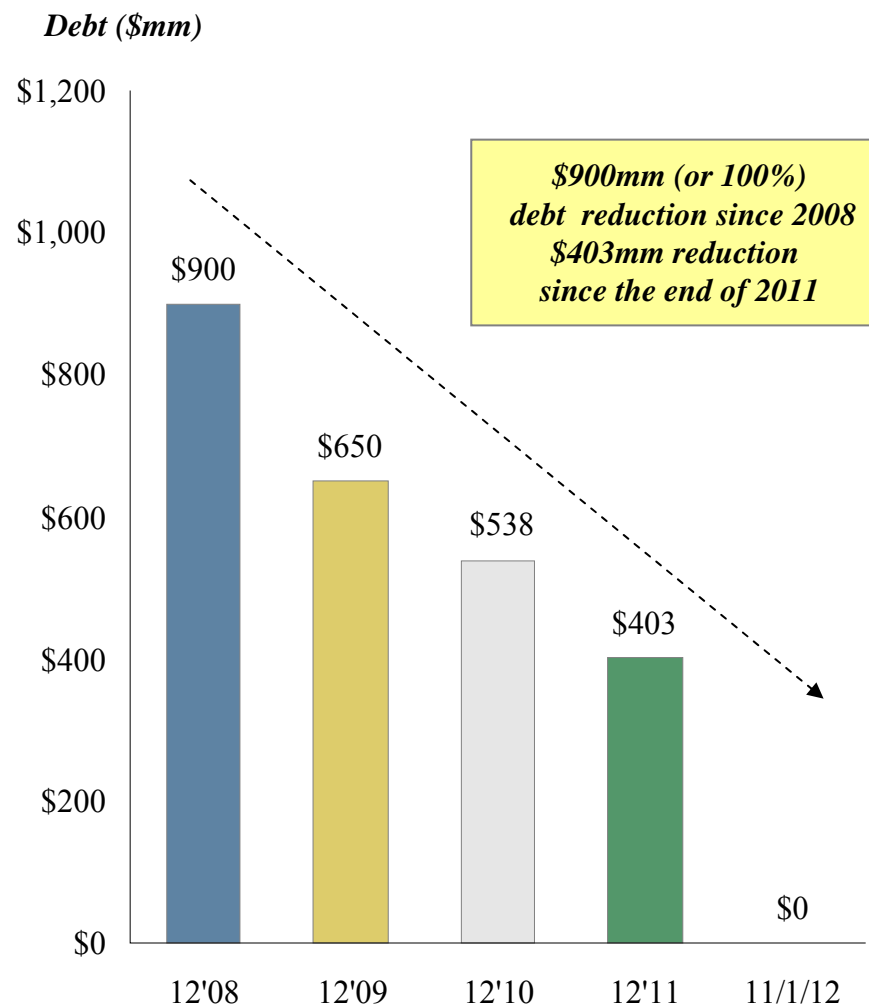
(2) Based on fair value as of December 31, 2011.

Agenda

1. Strategic and Transaction Update
2. Summary of Q3 2012 Financial Results
3. Investment Overview
4. Valuation Update
- 5. Term Loan Update**

AAA: Credit Facility Overview

\$0mm of Debt Outstanding as of November 1, 2012



AAA's credit facility was completely paid off on November 1, 2012

A P O L L O

ALTERNATIVE ASSETS

For additional information, please visit our website: <http://www.apolloalternativeassets.com>

Legal Disclaimer

The attached document does not constitute an offer to sell, or the solicitation of an offer to buy, any security, product, service or fund sponsored by Apollo, for which an offer can be made only by such fund's Confidential Private Placement Memorandum. This presentation is for informational purposes only. Unless otherwise noted, information included herein is presented as of the dates indicated and may differ from the terms and provisions respecting an investment in an individual Apollo fund which will be more fully set forth in applicable materials and corresponding (limited) partnership agreements of such fund or such other applicable constituent governing documentation. This document does not constitute a prospectus or an offer within the meaning of Article 3 of the Prospectus Directive (Directive 2003/71/EC as amended by Directive 2010/73/EC).

Information contained herein may include information respecting prior investment performance of one or more Apollo funds including gross and net returns. Information respecting prior performance, while a useful tool in evaluating an Apollo fund's investment activities, is not necessarily indicative of actual results to be achieved for unrealized investments, the realization of which is dependent upon many factors, many of which are beyond the control of Apollo Management. Further, there can be no assurance that the indicated valuations for unrealized investments accurately reflect the amounts for which the subject investments could be sold. Unless otherwise noted, all such return amounts described herein are calculated as of the dates indicated. Gross returns are computed prior to management fees, carried interest and expenses; net returns give effect to management fees, carried interest and expenses. Gross and net returns are based on actual cash flows to and from the indicated Apollo fund in accordance with the applicable provisions within the governing documents of the Apollo funds. Gross returns represent the monthly trading profit and loss over the beginning monthly Gross Assets for the fund (net assets + accrued performance fees + deferred performance fee payable, if applicable) from the beginning of the period presented through the end of the period presented and is calculated using the returns that have been geometrically linked based on capital contributions and withdrawals, as applicable. Net returns represent the calculated return that is based on the fund's month-to-month change in net assets from the beginning of the period through the end of the period and is calculated using the returns that have been geometrically linked based on capital contributions and withdrawals, as applicable.

Certain information contained herein may be "forward-looking" in nature. Due to various risks and uncertainties, actual events or results or the actual performance of an Apollo Fund may differ materially from those reflected or contemplated in such forward-looking information. As such, undue reliance should not be placed on such information. Similarly, it is noted that references to EBITDA in the attached presentation should not be construed as a substitute for income from operations, net income or cash flow from operating activities (as determined in accordance with GAAP) for the purpose of analyzing operating performance, financial position and cash flows. To the extent applicable, reference is made to the subject portfolio company's publicly available reports and filings with the Securities and Exchange Commission. We further note that nothing in the presentations herein shall be deemed to constitute an offer for sale of limited partner interests in any Apollo sponsored investment fund, whether an existing or contemplated fund; offers and sales of any such interests shall only be made by a definitive Confidential Private Placement Memorandum and in compliance with applicable law. Past performance is not an indication of future returns.

Neither Apollo nor any of its affiliates have made any representation or warranty, expressed or implied, with respect to fairness, correctness, accuracy, reasonableness, or completeness of any of the information contained herein (including or not limited to information obtained from third parties unrelated to Apollo), and they expressly disclaim any responsibility or liability. Neither Apollo nor any of its affiliates have any responsibility to update any of the information provided in this summary document.